


Utah County Health Department



"creating healthy communities"

2006

Annual Report



**Utah County Health
Department**

- **Administration**
Phone: 851-7012
- **Community Health**
Phone: 851-7024
- **Emergency Response**
Phone: 851-7503
- **Environmental Health**
Phone: 851-7525
- **Health Promotion**
Phone: 851-7095
- **Mosquito Abatement**
Phone: 851-7637
- **Substance Abuse**
Phone: 851-7127
- **Vital Records**
Phone: 851-7000
- **Women, Infants and
Children (WIC)**
Phone: 851-7300

Health and Justice Building
151 South University Ave
Provo, Utah 84601-4427
Phone: (801) 851-7000

www.UtahCountyHealth.org

Air Quality

3255 North Main
Spanish Fork, UT 84660-8501
Phone: (801) 851-7600

**Foothill Residential Drug
Treatment Center**

3281 North Main
Spanish Fork, UT 84660-8501
Phone: (801) 851-7652

Mosquito Abatement

2855 South State
Provo, Utah 84606-6502
Phone: (801) 851-7637

**Women, Infants, and Children
(WIC) Nutrition**

Provo Clinic / Administration
151 S University Ave, Ste 2100
Provo, Utah 84601-4427
Phone: (801) 851-7300

North County WIC Clinic
599 South 500 East
American Fork, UT 84003-2529
Phone: (801) 851-7320

Orem WIC Clinic
1549 North State St., Suite 104
Orem, UT 84057-2539
Phone: (801) 851-7340

South County WIC Clinic
910 East 100 North, Suite 175
Payson, UT 84651-1641
Phone: (801) 851-7360

Message from the Director and Board of Health

This past year 2006 was notable for our incidence of West Nile Virus (WNV) disease. Even with a large increase in funding for expanded mosquito control which included weekly airplane spraying, West Nile Virus disease cases and mortality were markedly increased over 2005. Mosquito monitoring traps showed significant decreases in numbers from 2005 but the percentage of WNV-positive mosquitoes in the traps was much higher than 2005. Without the excellent work of our mosquito control staff, the WNV problem would have been much worse than it was.

Our chlamydia and gonorrhea sexually transmitted disease rates continue to increase. This reflects possibly more high risk sexual behavior but also improved awareness and a more patient-friendly screening test that is more sensitive in detecting cases.

The rapid population growth throughout Utah County continues to increase the need for all public services and public health is no exception. We have seen significantly increased needs for environmental services, school nursing, substance abuse services, and communicable disease control activities among others.

Infant mortality, a traditional measurement of the health of a community, continues to be outstanding at 4.1 deaths per 1000 live births. However among Hispanic residents it is not as good. Mountainlands Community Health Center does an outstanding job at addressing maternal and child health needs of Hispanics in our county. We as a department have begun a cultural awareness campaign to educate staff about greater sensitivity and responsiveness in working with people from diverse cultures. We also have requested the Information Technology Department work with us to improve the interactive capabilities of our web site for the public to use.

Everyone of us is affected by public health services and concerns every day. We appreciate our County Commission, other local government officials, private agencies and involved citizens working together with our outstanding staff to keep Utah County a healthy place to live.

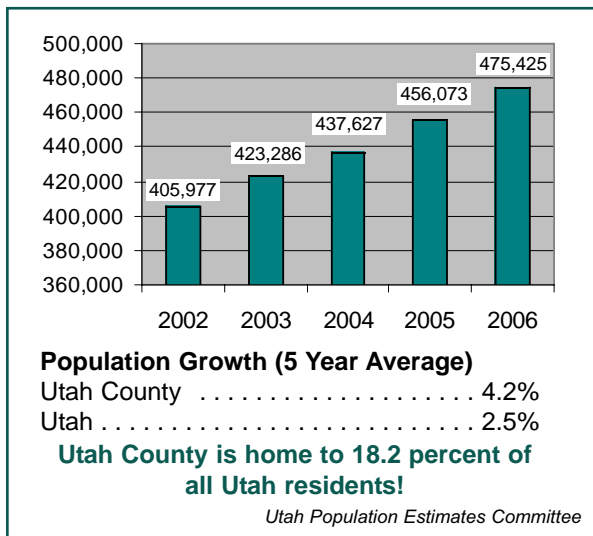
Sincerely,
Joseph K. Miner, MD, MSPH, UCHD Executive Director
and the Utah County Board of Health

Rulon J. Barlow, MHA, Chair
Joan Baldwin, DNSc, Vice-Chair
Doris Baker, BA
Dennis Hess, MD
Saundra M. Huff

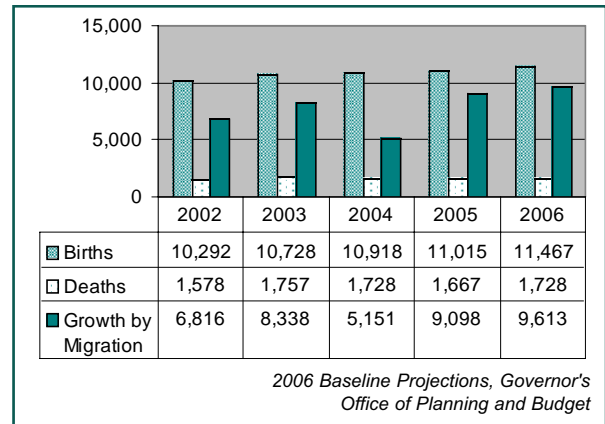
Randall J. Merrill, EdD
Viola Ramos, MRC
Mayor Jerry C. Washburn
Commissioner Steve White

Utah County Demographics

Population



Components of Change



Race / Ethnicity

White (non-hispanic)	94.0%
Hispanic	7.0%
Asian	1.6%
American Indian/Alaskan Native	1.0%
Native Hawaiian/Pacific Islander	1.0%
African American	0.5%
Some other race	3.9%

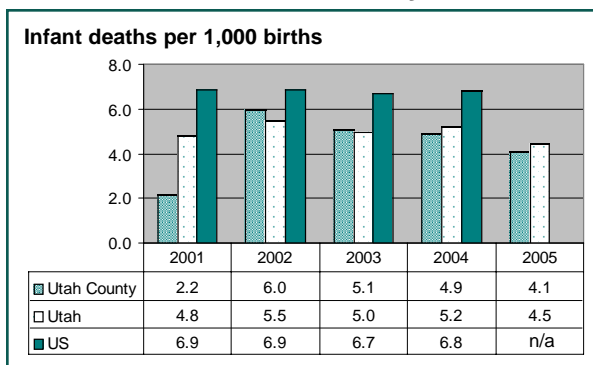
2000 US Census Data

Age

Age Group	2000	2006
Under 5	9.4%	9.9%
5 to 17	22.7%	21.3%
18 to 29	22.2%	21.6%
30 to 39	13.4%	13.8%
40 to 64	23.8%	25.0%
65 and older	8.5%	8.4%

Governor's Office of Planning and Budget

Infant Mortality



Highlights

EDEN Program Increases Vital Records Efficiency

On August 1, 2006, all death registration became electronic through the Electronic Death Entry Network (EDEN). Currently, we have 30 physicians registered as EDEN users out of approximately 601. Out of the 1,896 deaths in 2006 approximately 227 of these were registered electronically. All Funeral Homes in Utah County are registered EDEN users, the challenge ahead will be to recruit all physicians.



Traumatic Deaths

	2002	2003	2004	2005	2006
Motor Vehicle	48	47	34	21	43
Homicide	4	5	3	5	2
Suicide*	43	35	58	55	46
Drug Related*	29	56	51	70	70
Other Unintentional Injury				31	42
Intention Undetermined				8	

* over half of all suicides involve alcohol or drugs.

UCHD Office of Vital Records Data

Health Indicators

Information represents 2005 statistics unless otherwise noted. "n/a" indicates information that is not available. Most information is from the Behavioral Risk Factors Surveillance Data report.

	Utah County	Utah	United States
Physical Health			
Percentage of adults who reported the recommended level of physical activity (30 minutes a day, 5 days a week)	51.6%	55.0%	49.1%
Percentage of adults who reported to have experienced poor or fair physical health	13.3%	12.9%	15.1%
Percentage of persons classified as overweight or obese	1995 45.4% 2005 48.6% % change +3.2%	48.5% 56.2% +7.7%	59.2% 61.1% +1.9%
Percentage of people reporting to be in good to excellent physical health	87.0%	89.36%	84.5%

The percentage of Persons Who Reported Getting the Recommended Amount of Physical Activity

Age	Male	Female
18-34	57.6%	60.3%
35-49	52.9%	59.1%
50-64	52.1%	48.5%
65+	53.4%	39.3%

Access to Health Care

Persons who reported having no health care coverage	12.3%	15.2%	14.5%
---	-------	-------	-------

Uninsured by Age

Age Group	Percentage that don't have Insurance	
	2003-2004	2005-2006
17 and under	8.84%	8.53%
18 to 34	14.13%	18.16%
35 to 49	17.8%	13.63%
50 to 64	5.81%	8.64%

Air Quality can be compared by the number and type of "burn days" (2005-2006 Winter Season)

County	Red	Yellow
Utah	25	12
Salt Lake	28	9
Weber	17	17
Cache	10	13

	Utah County	Utah	United States
Tobacco Use			
Percentage of adults who reported current smoking cigarettes	5.8%	11.7%	21.9%

The percentage of stores selling tobacco to minors during compliance checks decreased from 10.7% in 2001 to 7.5% in 2006!

Teens reported current cigarette smoking	4.2%	9.0%	28%
Teens reported currently using smokeless tobacco products	2.8%	4.7%	8%

The UCHD sponsors teen smoking cessation classes (End Nicotine Dependency). In 2006, 149 youth participated with 19% of them quitting.

Percentage of pregnant women who reported using tobacco (2004)	3.1%	6.5%	10.7%
Percentage of children exposed to second-hand smoke at home	3.1%	2.8%	35%

95.7% of Utah County homes have a no smoking rule!

Substance Abuse (2006)

Percentage of 12th graders who reported using alcohol, tobacco or illegal drugs in their lifetime.	19.2%	30.3%	n/a
Percentage of 12th graders who reported using an illicit drug in the last 30 days (excluding tobacco or alcohol)	7.9%	14.0%	n/a
Percentage of adults who reported binge drinking in the last 30 days (binge drinking is having 5 or more drinks on the same occasion).	3.4%	8.3%	14.3%

Health Indicators

Preventive Screenings	Utah County	Utah	United States
	Percentage of persons reporting having the following screenings:		
Cholesterol screening within the past 5 years (adults over 18)	58.6%	62.8%	73.0%
Cholesterol screening at any time	n/a	68.3%	77.3%
Percentage of adults who were told their cholesterol was high	25.2%	33.3%	35.6%
HIV screening (adults between 18-64 years of age)	18.1%	24.9%	n/a
Pap smear screening (women over 40 years of age)	71.7%	78.3%	86%
Clinical Breast Examination (women over the age of 40)	63.8%	72.9%	n/a
Mammogram screening (women over 40 years of age)	61.0%	66.6%	74.9% ★
Prostate specific antigen (men over 40 years of age)	55.3%	57.0%	51.8% ★
Sigmoidoscopy or colonoscopy (adults over 50 years of age)	43.2%	51.5%	53.5% ★

Immunizations

Persons who reported having a flu vaccination (ages 65+)	67.7%	69.6%	65.7%
Persons who reported having a pneumonia vaccination (ages 65+)	75.8%	66.4%	65.9%
Children who received the recommended vaccines (4 DTaP, 3 polio, 1 MMR, 3 Hib, 3 hepatitis B) by age two.	74%⊗	74.1%	80.9%

⊗ estimate

Leading Causes of Death in Utah County

(death per 100,000 population)

	2004	2005
1. Heart Disease	91.6	88.3
2. Cancers	65.4	68.5
3. Strokes	27.4	24.9
4. Unintentional Injuries	20.1	20.0
5. Diabetes (#6 in 2004)	13.5	16.1
6. Suicide (#7 in 2004)	12.6	11.9
7. Lung Disease (#8 in 2004)	11.7	11.9
8. Alzheimer's (#5 in 2004)	16.9	10.8
9. Flu and Pneumonia	10.7	7.7
10. Parkinson's Disease	--	6.8

(Kidney Disease was #10 in 2004)

Sources: Utah Vital Statistics Data Base

Chronic/Long Term Conditions	Utah County	Utah	United States
	Percentage of persons reporting having the following conditions:		
Arthritis	30.7%	22.7%	27.0%
Asthma	6.2%	8.0%	8.0%
Diabetes	6.2%	5.5%	7.3%
Diabetes - Pregnancy related	n/a	0.7%	0.8%
High cholesterol	25.2%	26.9%	35.6%

Nutrition

Percentage of adults who report eating five or more servings of fruits/vegetables each day	23.8%	21.6%	23.2%
Percentage of adults who report eating two or more servings of fruit each day	28.4%	29.7%	32.0%
Women ages 18-44 who regularly take folic acid supplements ★	44.4%	47.0%	n/a

Responsible Sexual Behavior

Sexually transmitted infection rates per 100,000 population			
Chlamydia	89.8	195.3	312.1
Gonorrhea	9.4	33.5	108.5
Syphilis	2.5	2.0	2.9

HIV and AIDS

Number of people believed to be living with HIV or AIDS	114	1,909	476,749
---	-----	-------	---------

Skin Cancer Protection

Percentage of persons that regularly use sunscreen (18+) ★	31.2%	34.7%	n/a
--	-------	-------	-----

Injury Prevention (2006)

Percentage of residents that wear their seatbelts regularly	88.5%	88.6%	81.0%
Percentage of child car and booster seats used incorrectly	98%	90%	80%

★ Indicates 2004 statistics

Highlights

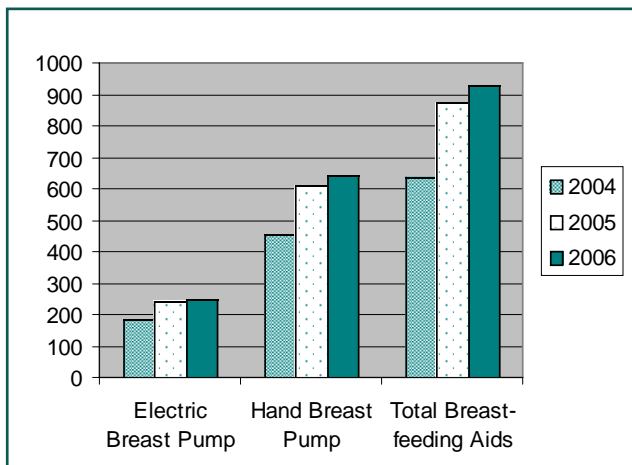
WIC Receives Highest Program Performance Rating from White House

The White House Office of Management & the Budget (OMB) has given WIC its highest rating of effectiveness. According to the White House, "WIC has received the highest rating a program can achieve because WIC has ambitious goals, achieves results, is well-managed and improves program efficiencies.

WIC has a positive impact on key health outcomes. Evaluations provide strong evidence that WIC has a positive impact on: (1) the incidence of low birth-weight, and other key birth outcomes, and that these positive effects lead to savings in Medicaid costs and (2) children's intake of key nutrients and immunization rates. Available program funds are utilized efficiently to maximize service to eligible participants. "



UCHD WIC Issued Breastfeeding Aids



Type of WIC Clients

	2003	2004	2005	2006
Pregnant Women	1,533	1,591	1,698	1,499
Breast Feeding (BF) Women	1,557	1,542	1,610	1,505
Non-BF Women	522	518	518	505
BF Infants	1,591	1,667	1,854	1,655
Non-BF Infants	1,909	1,888	1,992	1,734
Children	5,949	6,036	6,345	5,644
Totals	13,061	13,242	14,017	12,542

Highlights

Breastfeeding

The Utah County Women, Infants and Children (WIC) employees promote breastfeeding at client's certification, recertification, and class appointments.

The American Academy of Pediatrics states that "although economic, cultural, and political pressures often confound decisions about infant feeding... breastfeeding ensures the best possible health as well as developmental and psychosocial outcomes for the infant."

For many women WIC is the only source of breastfeeding support they will receive. UCHD WIC staff are committed to breast-feeding and making a significant contribution to the health of the citizens of Utah County.



2006 Breastfeeding Program Summary:

- Breastfeeding Peer Counselor Budget—\$41,900, Oct 2005-Sept 2006
- Breastfeeding Warm-line calls by Peer Counselors—7,487
- 12 staff members with Certified Lactation Counselor (CLC) training
- 4 Peer Counselors trained in the Loving Support Breastfeeding Program
- 6 CLC Spanish-speaking staff provide for needs of WIC Spanish-speaking population

Environmental Health

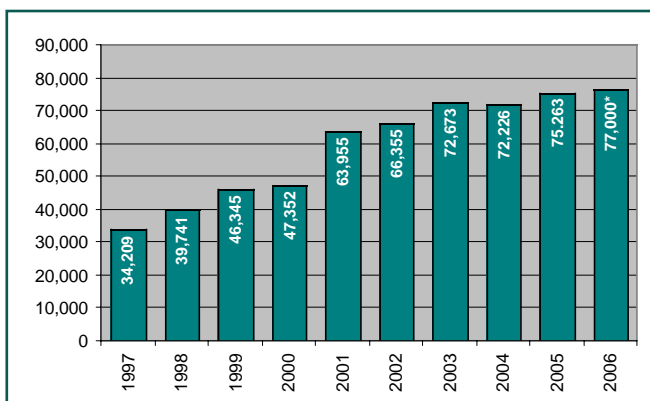
Environmental Health Permits Issued

	2003	2004	2005	2006
Food Service Establishments	1,240	1,253	1,305	1,356
Food Handler's Permits	11,230	10,451	13,028	11,601
Public Pools	263	274	294	311
Tanning Facilities	46	54	47	40
Tanning Facility Operators	118	133	85	110
Body Art Facilities	17	10	20	21
New Individual Septic Systems	79	82	98	98

Solid and Hazardous Waste Response

Year	Number of Emergency Response Incidents	Complaints		Public Information Requests	
		Received	Inspections Requested	Hazardous Waste Disposal	Recycling
2006	6	47	41	111	102
2005	26	43	37	94	87
2004	9	46	30	81	87
2003	10	24	23	48	70
2002	8	55	44	44	14

Used Oil - Gallons Collected



* Estimate

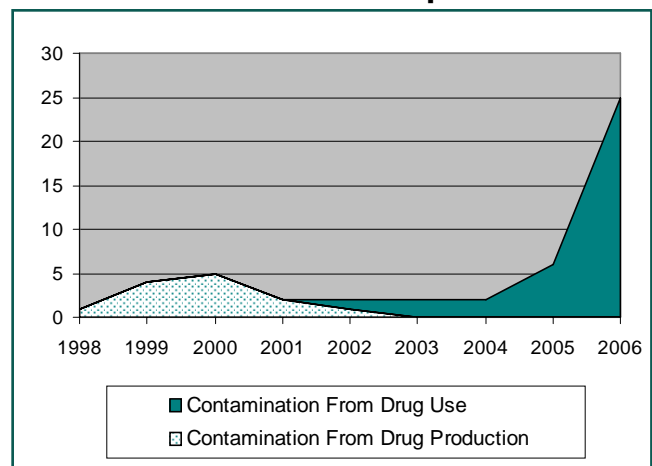
Highlights

Environmental Health

The Division of Environmental Health oversees a variety of inspection and enforcement programs. These include (but aren't limited to): food service establishments; body art and tanning facilities; public pools; and septic systems. It also manages the compliance activities of county-wide used-oil collection facilities for residents (not commercial collection). In 2006, an estimated 76,500 gallons of used oil was collected for recycling and reuse by 34 collection facilities. The Division also manages the compliance activities for the clean-up of methamphetamine contaminated properties. Contaminated properties require certified clean-up to restore the property to safe and healthy conditions for future users. As indicated below, much of the clean-up focus has changed from contamination due to drug production to clean-ups of contamination due to drug use on the property. The Division also responds to and manages the clean-up of emergency hazardous material spills through coordinated efforts with first responders, private environmental clean-up service firms and responsible parties to ensure that the emergency spill containment and site clean-up protocols are followed.

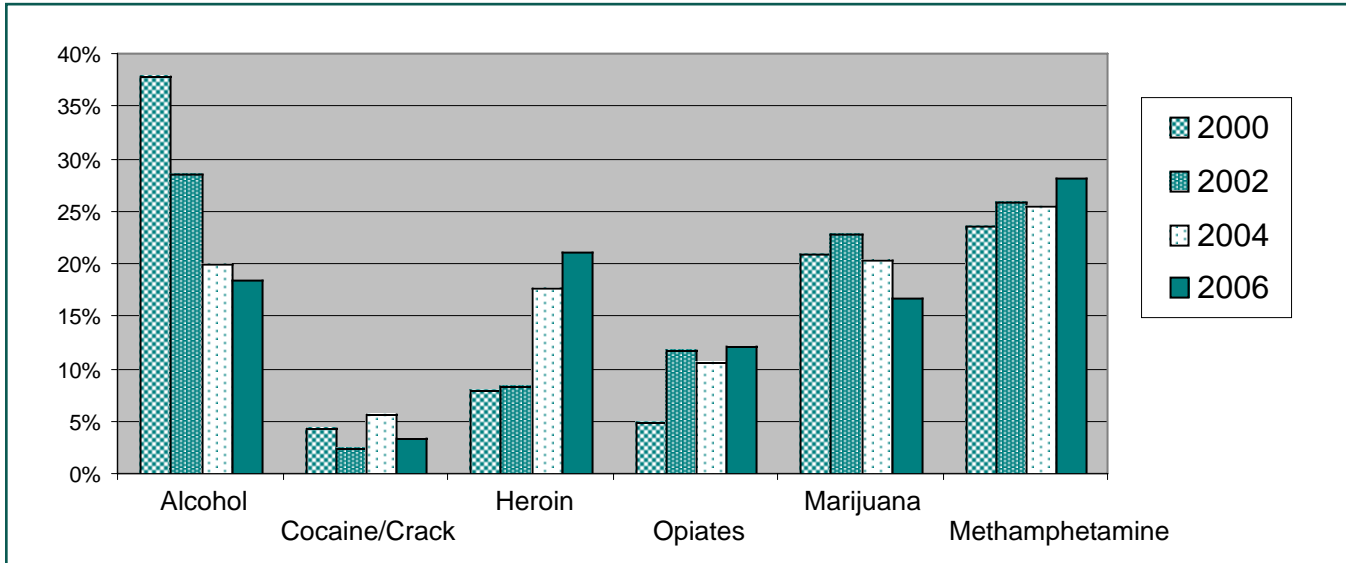


Clean-up of Methamphetamine Contaminated Properties

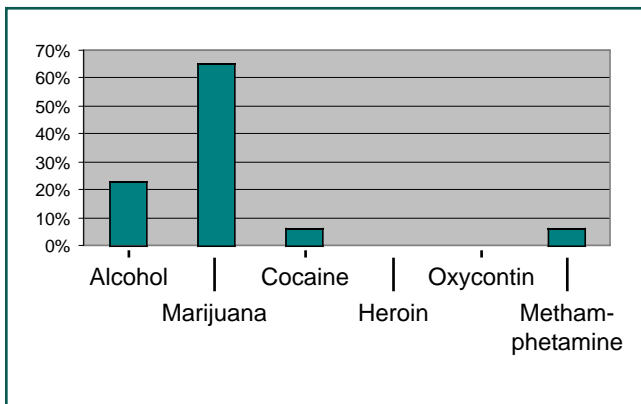


Substance Abuse

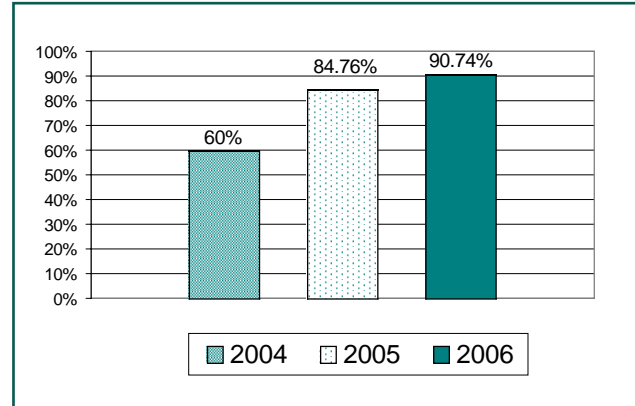
Percentage of Total UCHD, Division of Substance Abuse Treatment Admissions by Primary Drug of Choice



Percentage of Youth Admissions in 2006 by Primary Drug of Choice



Utah County Alcohol Sales Law Compliance Rates



Utah County Substance Abuse Total Treatment Admissions

2002	1,677
2003	1,796
2004	1,884
2005	2,084
2006	2,059

Total Treatment Discharges in 2006
2,310

Highlights

Rip It, Don't Dip It

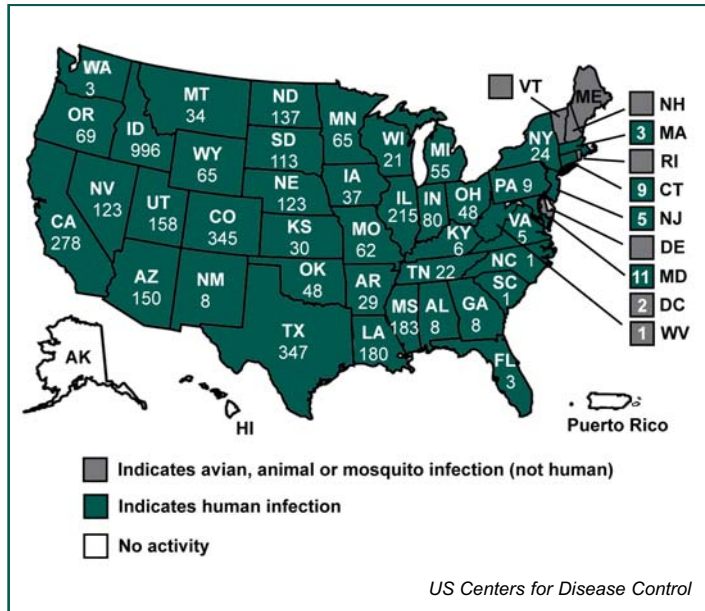
In 2006, the Health Promotion's "Rip It, Don't Dip It" had the goal to prevent Spanish Fork little league baseball players from starting to use harmful spit tobacco.

The program has been successful in heightening awareness about the "Code of Conduct" policy that prohibits the use of any tobacco product by coaches, parents and baseball players at all city baseball parks. Fun and educational activities that educate young athletes were also held during baseball practices. It is hoped this program might be a model for other leagues.



Mosquito Abatement

2006 West Nile Virus (WNV) Human Disease by State

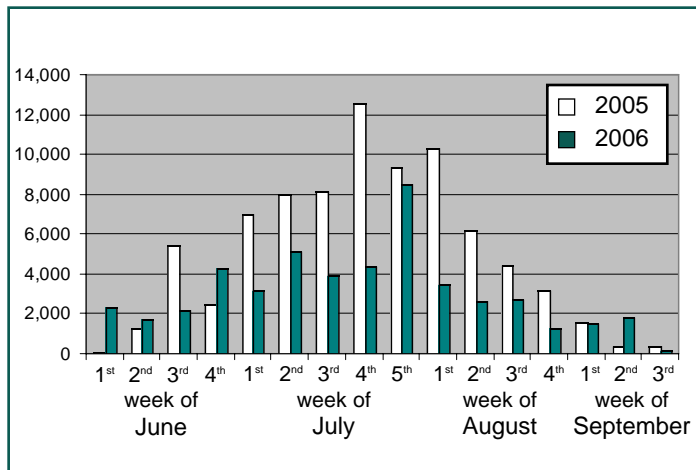


Highlights

West Nile Virus

The second year of above normal winter precipitation and a wet spring that turned hot early provided ideal conditions for mosquitoes. WNV was detected in trapped mosquitoes six weeks earlier than 2005. Increased efforts to create a barrier between the “dusk to dawn” vector *Culex tarsalis*, included concentrated evening fogging with trucks and aerial spraying. Inaccessible mosquito habitats bordering Utah Lake were treated by aerial spraying during six weeks between July and August. Mosquito numbers were reduced considerably but the infection rate of the mosquitoes was high. Human activity was more common in the central and northern areas of the county and significant numbers of human cases were detected in SLC and Davis County this year. Sentinel chicken and mosquito surveillance programs continue to be very effective in forewarning us of WNV activity.

Total Mosquitoes Captured Per Week in Utah County Mosquito Abatement Traps



Positive Test Results for West Nile Virus in 2006

	Utah County	Utah
Mosquito Pools	93	468
Birds	12	75
Sentinel Chickens	23	111
Horses	19	62
Humans	65	158
TOTALS	212	874

Utah Department of Health

Highlights

Aerial Attack

In 2006, it was decided that to effectively control mosquito outbreaks, Utah County would utilize aerial spraying for the first time since 1991. Over 60,000 acres were sprayed through the season, greatly enhancing our efforts.



Utah County Health Department Fund

Total Budget for 2006 was \$12,043,898, not including \$7,000,000 in non-cash WIC Food Vouchers or \$650,000 in non-cash federal vaccines.

Revenue Sources

Contracts	37.2%
Fees	29.7%
Taxes	19.9%
Fund Balances	13.2%

Expenditures

Personnel Costs	68.2%
Operating Costs	31.2%
Capital Costs	0.7%

Utah County Substance Abuse Fund

Total Budget for 2006 was \$6,423,061.

Revenue Sources

Contracts	70.2%
Fees	16.8%
Taxes	3.7%
Fund Balances	9.4%

Expenditures

Personnel Costs	48.5%
Operating Costs	51.3%
Capital Costs	0.2%

Health Partners

The citizens, businesses, cities, and other organizations of Utah County, with special thanks to . . .

Allen's Pharmacy	Kids On The Move	United Way of Utah County
Alpine School District	Kids Who Count	Utah Adult Immunization Coalition (UAIC)
Baby Your Baby	K-mart Pharmacy	Utah Cancer Action Network (UCAN)
Brigham Young University	Mountainland Association of Governments	Utah County Government
Child Care Resource and Referral	Mountainland Community Health Center	Utah Department of Health
Children's Justice Center	Mountainstar Hospital Systems	Utah Department of Agriculture and Food
Community Action Agency	Nebo School District	Utah Department of Environmental Quality
Community Health Connect	Odyssey House	Utah Department of Work Force Services
Department of Health and Human Services	Orem Safe Communities	Utah Division of Substance Abuse and Mental Health
Department of Workforce Services	Payson City	Utah Division of Wildlife Resources
Division of Child and Family Services	Provo Early Education Program	Utah Family Center
Early Head Start	Parent Information Resource Center	Utah Mosquito Abatement District
Family Support and Treatment Center	Project Reality	Utah State Parent Teacher Association
First Step House	Provo School District	Utah Valley State College
The Gathering Place	Safe Kids Coalition	The Volunteer Care Clinic
Healthy Insight	Sundberg-Olpin Mortuary	Volunteer Organizations Active in Disasters
House of Hope - Provo	The Truth Against Tobacco	Wasatch Mental Health
Institute for Cognitive Therapy	Utah Highway Patrol	Weber State University
Intermountain Healthcare	University of Utah	

Utah County Health Department

Our Vision

Healthy People in Healthy Communities

Our Mission

Promote health and prevent avoidable disease and injury by monitoring the health of our community and assuring conditions in which people can be healthy.

Our Values

- Careful, open, and fair consideration of the concerns and cultural values of all people.
- Excellence in science, communications, collaboration, and operations.
- Timely, effective, consistent, and professional customer service.
- Wellness, healthy lifestyles, and a safe and healthful environment.
- Partnerships with private and other public organizations within our community.